



**CEMBRE**

**T-TYPE 36V CORDLESS IMPACT WRENCH**  
**LIGHTWEIGHT & ERGONOMIC**

**NEW**



## CEMBRE / ONE MORE BATTERY



CEMBRE offers a complete range of machines for the **maintenance of railway lines**.

The range includes:

**LD-16B-RP**  
Rail drilling  
machine  
rainproof




**TW-18B**  
Torque  
wrench  
rainproof



**NR-25B**  
Impact  
wrench  
rainproof



**BBLW36**  
Light impact wrench



**36 V**  
Li-ion battery

**B70M-P36R, B85M-P36R**  
Portable  
electro-hydraulic  
pump rainproof



**SD-36B**  
 Sleeper  
drilling machine rainproof



All equipped with the same rechargeable battery system, they offer a huge advantage for the user. All designed to be used in wet conditions, intense humidity, and in the dark.

# T-TYPE / LIGHT IMPACT WRENCH




**CEMBRE**  
**T-TYPE**



CEMBRE has expanded its range of **portable battery-powered equipment for railway applications** with the introduction of **BBLW36**, the new **light impact wrench** for track maintenance.

The result of careful design and continuous innovation, the BBLW36 is a **powerful yet practical and easy-to-handle tool**, able to deliver effective power in an incredibly slim and lightweight structure, designed to reduce user fatigue and space requirements, improving the working experience of railway operators.



SOCKET	TYPE	BATTERY CHARGER
 PLUG EU	<b>BBLW36</b>	<b>ASC55-EU</b>
 PLUG UK	<b>BBLW36E</b>	<b>ASC55-UK</b>
 PLUG USA/CA	<b>BBLW36A</b>	<b>ASC55-USA/CA</b>

## TECHNICAL SPECIFICATIONS

max. developed torque	2000 Nm
power supply (brushless motor)	36 V ---
dimensions (LxWxH)	460 x 152 x 880 mm 18.1 x 5.98 x 34.6 in.
weight with battery	8,4 kg (18.5 lbs)

## SALES CONFIGURATION

screwdriver	<b>BBLW36</b>
36 V - 8.0 Ah Li-Ion battery	<b>CB3680L</b>
battery charger	✓

## ACCESSORIES UPON REQUEST

### SQUARE SOCKETS

TYPE	DIMENSION mm
<b>WL19x19</b>	19 x 19 long
<b>W21X21</b>	21 x 21 (20 UNI)
<b>W24X24</b>	24 x 24 (22 UNI)
<b>W26X26</b>	26 x 26

### RECTANGULAR SOCKETS

TYPE	DIMENSION mm
<b>W21X28</b>	21 x 28 (24 UNI)
<b>WR21X28</b>	21 x 28 (24 UNI) with reduced external diameter

### FLARED SOCKETS

TYPE	DIMENSION mm
<b>W21X28S</b>	21 x 28
<b>WR21X28S</b>	21 x 28 with reduced external diameter

### HEXAGONAL SOCKETS

TYPE	DIMENSION mm
<b>W32</b>	32
<b>W36</b>	36
<b>W46</b>	46
<b>WL38</b>	38 long
<b>WL39</b>	39 long
<b>WL41</b>	41 long
<b>WL44</b>	44 long

### FASTENING CLIPS

TYPE	
<b>CLIP-NR</b>	for sockets with collar from 47 to 57 mm
<b>CLIP-NR57</b>	for sockets with collar from 57 to 67 mm




## T-TYPE / LIGHT IMPACT WRENCH



### ERGONOMIC DESIGN

The special angle of the handle allows the operator to adopt a correct position, thereby withstanding vibrations better and preventing pain caused by continuous stress, especially in the event of intensive use.




### BATTERY PROTECTED FROM VIBRATIONS

The recessed position protects the battery from dust, knocks and external agents. The housing is equipped with a shock-absorbing spring system which protects the electrical contacts from constant vibrations.

### HIGH VISIBILITY

Reflective inserts make the BBLW36 more visible at night.



### OPERATING POWER

With an operating power of up to 2000 Nm of torque, the BBLW36 is designed to apply and remove screws and bolts with 1-inch drive sockets. The brushless motor provides advantages in terms of greater energy efficiency and lower maintenance.



### METAL PROTECTION

The support points on the metal plates protect the tool from knocks, ensuring a long life and easy transport.

### 36V BATTERY

Operating at lower currents than other 18V batteries, this 36V battery ensures less risk of the tool overheating, thereby extending working times.

### SLIM BATTERY FRAME BUILT INTO THE FRAME

The compact design of the BBLW36 rechargeable battery makes the tool easy to handle and comfortable to use and carry. Integrated into the frame, it minimises bulk and brings the body of the tool closer to the operator's hands for more precise and natural control.

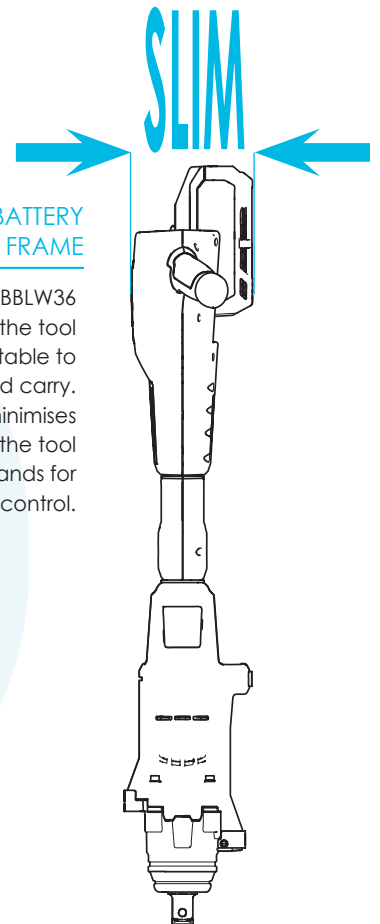
### OLED DISPLAY

The front OLED display shows the battery charge status in real time, ensuring that the operator always knows the remaining power even during use.

The Auto-Stop function automatically switches off the tool when the clamping device is fully extracted.

### SAFETY - YELLOW

The BBLW36 is yellow, the color used in the railway sector for the machines, which makes the operator more visible and ensures greater safety while working on the tracks.



NS

reinforced with  
at the tool from  
more solid base



Cod. 6263166



[www.cembre.com](http://www.cembre.com)



**CEMBRE S.p.A.**

via Serenissima, 9  
25135 Brescia  
Italy  
Ph +39 030 36921  
ufficio.vendite@cembre.com  
sales@cembre.com

**CEMBRE, S.L.U**

Calle Verano 6 y 8  
Pl Las Monjas  
28850 Torrejón de Ardoz  
Madrid  
Spain  
Ph +34 91 4852580  
comercial@cembre.es

**CEMBRE Ltd.**

Dunton Park,  
Kingsbury Road  
Curdworth,  
Sutton Coldfield  
West Midlands, B76 9EB  
United Kingdom  
Ph +44 01675 470440  
sales@cembre.co.uk

**CEMBRE IE**

Unit 9, Airport Trade Park  
Santry, co.  
Dublin  
Ireland  
sales@cembre.ie

**CEMBRE S.A.R.L.**

Tour Part-Dieu  
129 rue Servient  
69003 Lyon  
France  
Tel +33 04 20 93 01 70  
info@cembre.fr

**CEMBRE, INC.**

Raritan Center Business Park  
300 Columbus Circle-Suite F,  
Edison, NJ 08837 USA  
Ph +1 (732) 225-7415  
sales.us@cembre.com

**CEMBRE B.V.**

Luchthavenweg 53  
5657EA Eindhoven  
The Netherlands  
Ph +31 (0) 40 311 1937  
info@cembre.nl

**Cembre Electrical  
Connections Shanghai Limited**

Room 2111,  
Jin Hang Mansion, NO.83  
Wan Hang Du Road  
Jing An District  
Shanghai  
Ph +86-2160195778  
info@cembre.cn  
sales@cembre.cn

**CEMBRE GmbH**

Geschäftsbereich  
Energie- und Bahntechnik  
Heidemannstr. 166  
80939 München - Germany  
Ph + 49 89-3580676  
info@cembre.de

Geschäftsbereich  
Industrie und Handel  
Boschstraße 7  
71384 Weinstadt - Germany  
Ph +49 7151-20536-60  
info-w@cembre.de

